

Road Asset Management (RAM)
Azerbaijan
6-9th September 2022

Carbon Emission Modelling, Policies and Integrating Climate Change into RAM

Dr Ian Greenwood
BE(Civil), PhD(Eng), FEngNZ(Civil), CPEng(NZ)
ian@gaic.nz



Agenda

- Carbon emission modelling – Ian
- Infrastructure resilience - Theuns

Azerbaijan's NDC's to the Paris Agreement

- The first NDC of Azerbaijan includes a target of reducing greenhouse gas emissions by 35% below 1990 levels by 2030.
- The NDC of Azerbaijan covers the following greenhouse gases (GHG): CO₂, CH₄, N₂O, HFCs and CF₄.
- The sectors covered by the NDC are: Energy, Oil and Gas, Transport, Industry, Agriculture, LULUCF (Land Use, Land-Use Change and Forestry) and Waste.

0.16%

Share of global GHG emissions ⓘ

#67

Climate Vulnerability Index ranking ⓘ

#88

Human Development Index ranking ⓘ

Modelling GHG Emissions

Modelled vs Reported Emissions

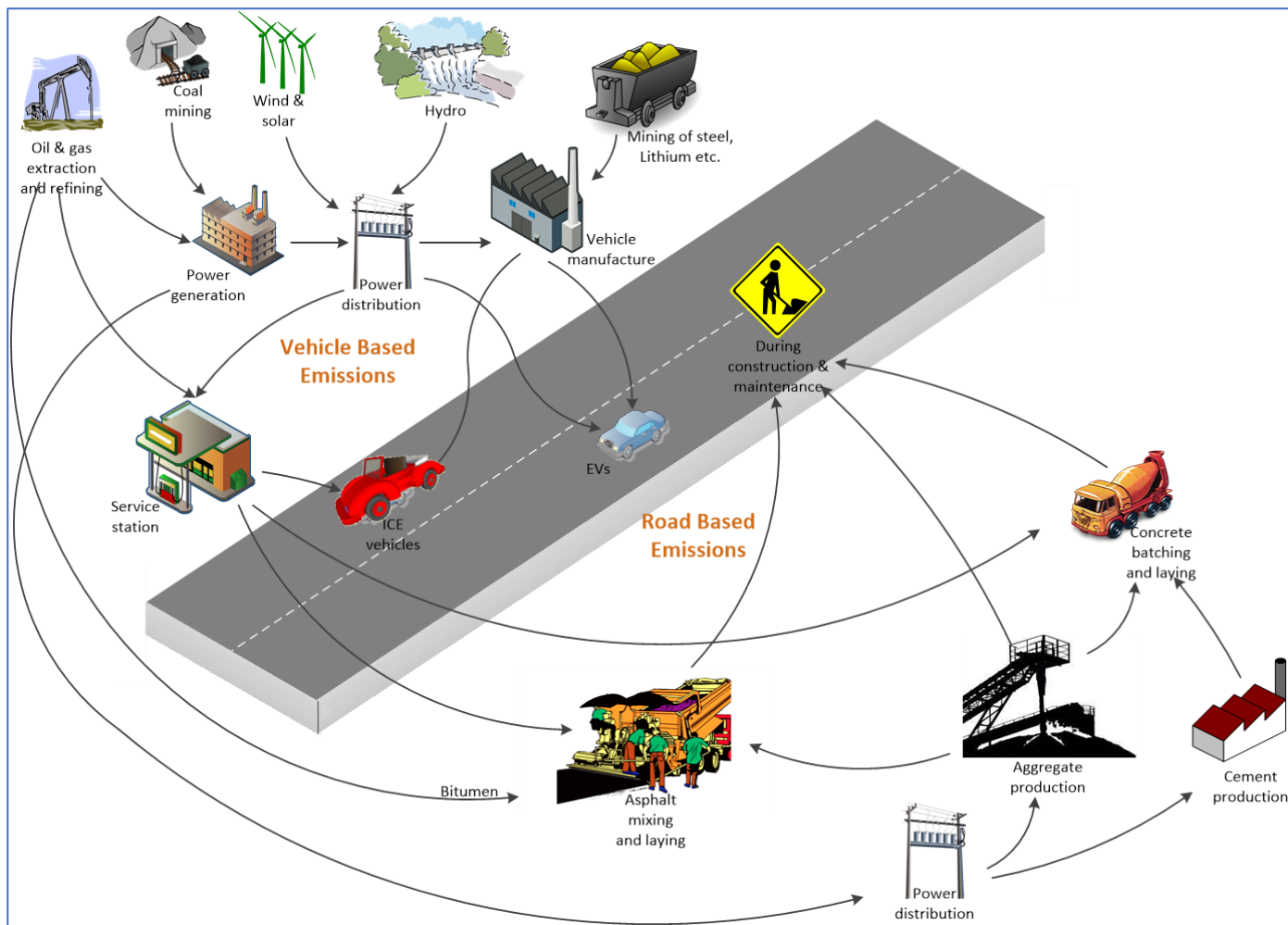
- Reporting rules for GHG emissions mean that not all modelled emissions are reported as may logically make sense
- Approach was to create a model that was universal
 - the user can always pick those elements that fit within their reporting framework

Objective - A Comprehensive GHG Model

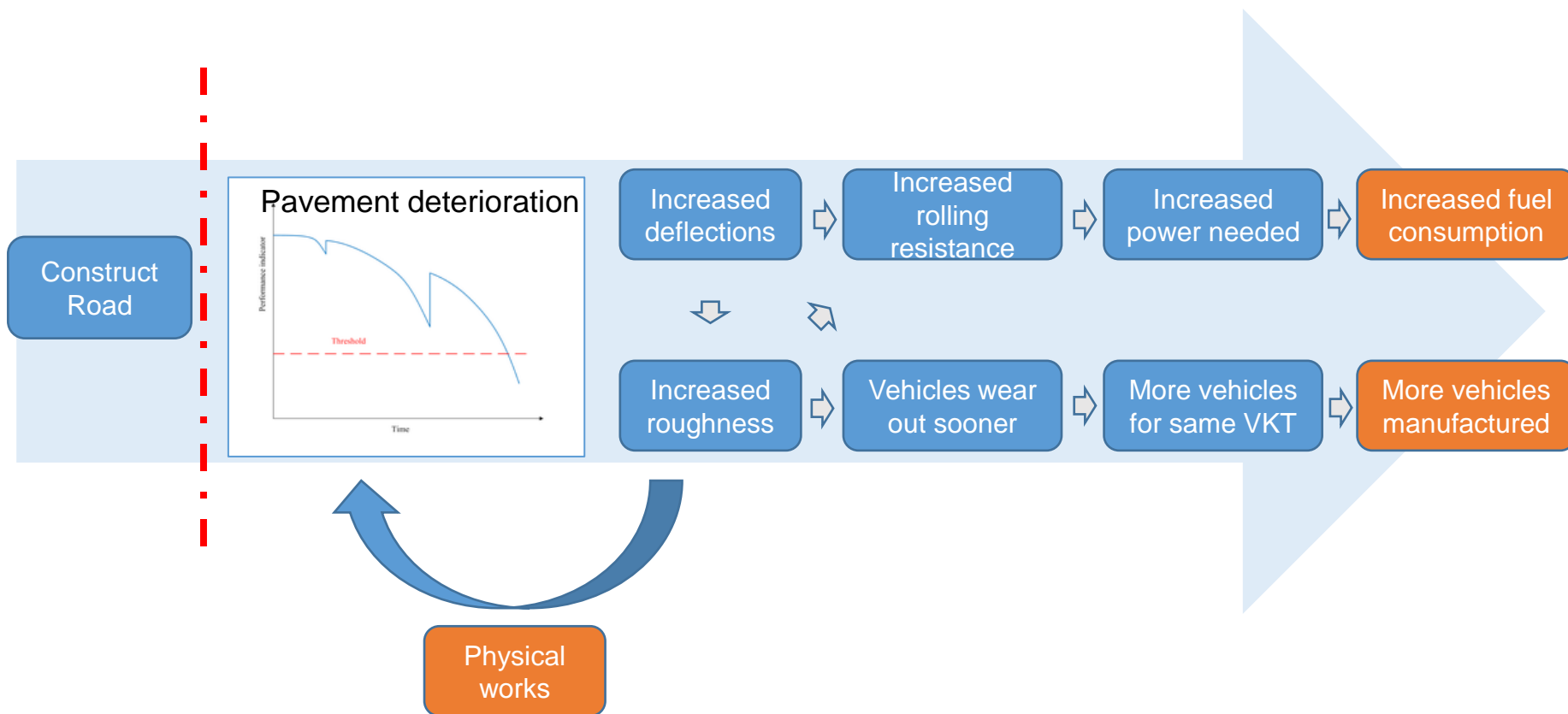
- Has credibility in its predictions of the underlying inputs
- Is sensitive to investment and policy decisions
- Can predict over the short and long term
- Can work at both the project level and strategic level
- Covers the full life-cycle of treatment types (routine maintenance, periodic maintenance, rehabilitation etc.) and associated vehicle emissions

- HDM-4 has predicted vehicle emissions since mid-1990s
 - Works on 1st principles basis – predicting fuel consumption as a function of road and vehicle conditions, then emissions from that.
 - Just no-one bothered to look at the results for 25 years.
- Multilateral Development Banks (MDBs) such as ADB, World Bank and others have committed to not funding projects mis-aligned with Paris Agreement
- MDBs needed a comprehensive emission model that covers full spectrum of emissions
 - Pavement related over full life-cycle of roads
 - Vehicles – including tailpipe, power generation and vehicle manufacturing emissions

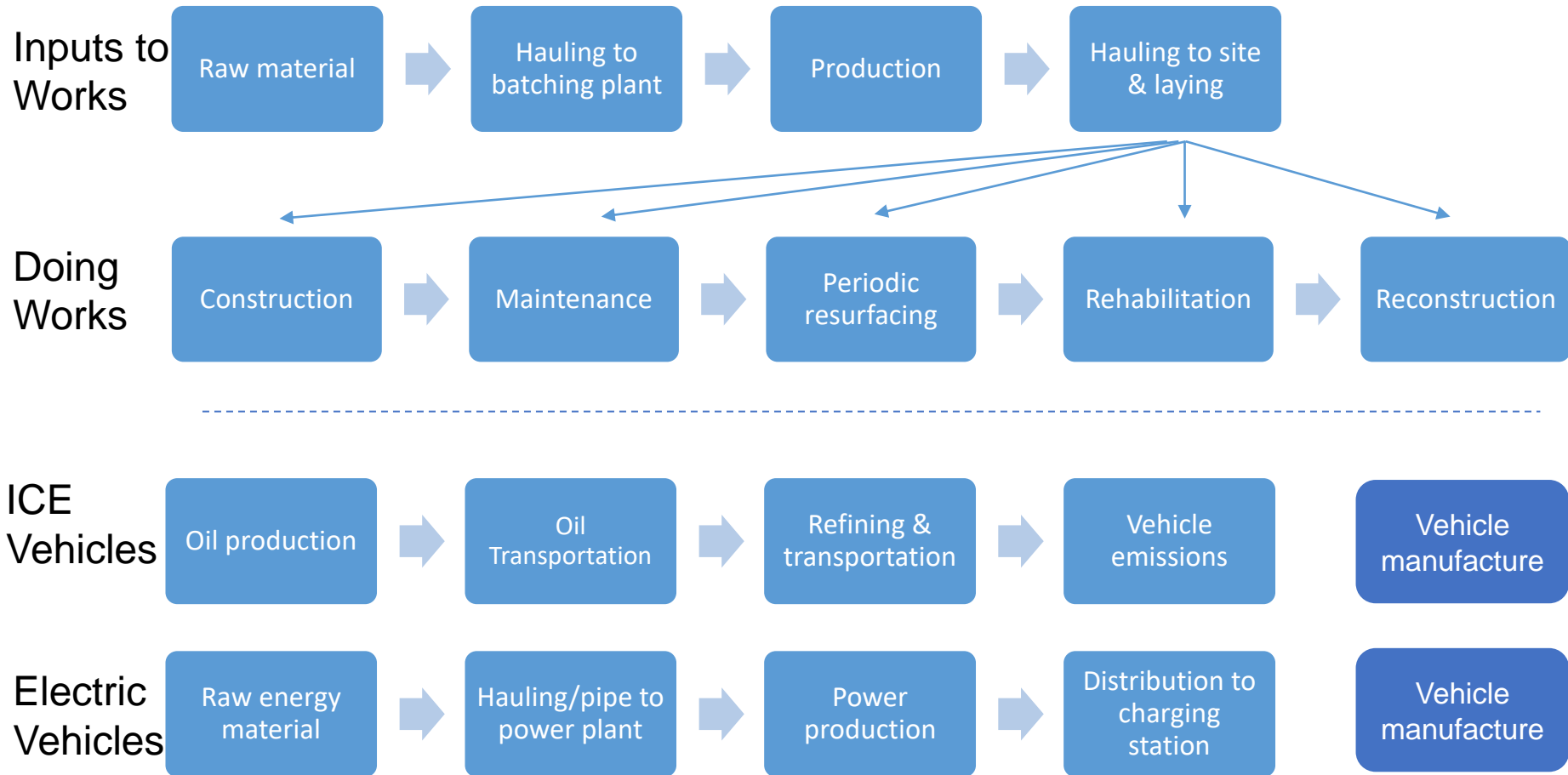
Scope of GHG Modelling



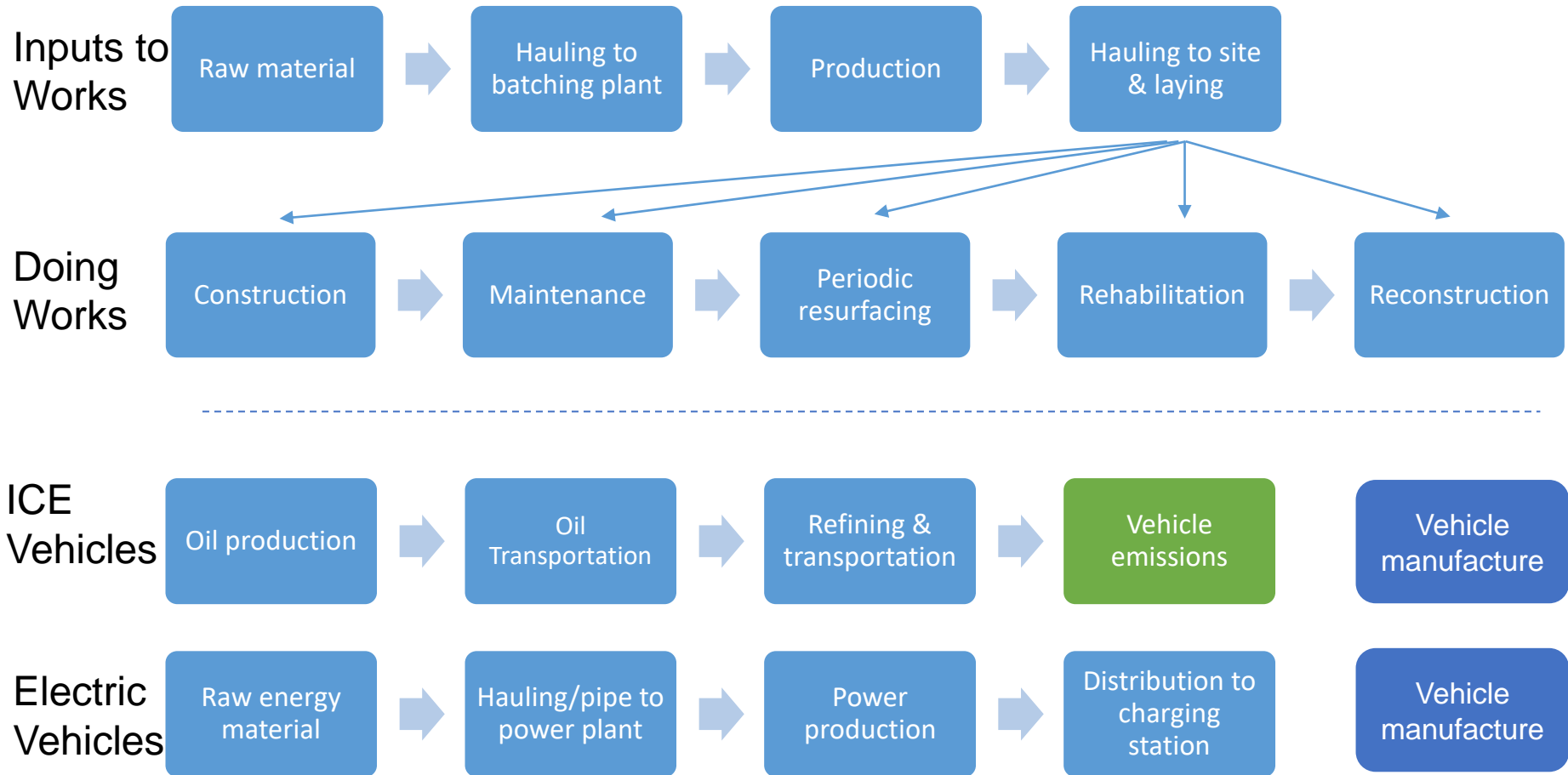
The Conceptual Framework



Many Components



Many Components



- Excel based toolkit that links to HDM-4
- Makes the analysis simple and efficient
- Enables comparison of different investment scenarios at project, program or strategy level.
- Traffic based emissions, comprising:
 - Tailpipe emissions for ICE vehicles, including upstream well-to-tank emissions n the production
 - Emissions from the generation of power for EVs
 - Emissions associated with the manufacturing of vehicles.
- Road based emissions, comprising:
 - Emissions from maintenance, renewal and rehabilitation works
 - Emissions associated with specified capital improvement works

GHG Policies

Align funding with the Paris Agreement

- Some projects are universally aligned
 - Eg Maintenance and renewal of existing transport infrastructure
- Some projects are universally misaligned
 - Eg Building a coal power station
- Rest go through a screening process
 - If any misalignment, they don't get funding.

Specific Assessment Criteria Considering National / Sectorial Circumstances

PROJECT/ECONOMIC ACTIVITY CHECKLIST

- SC1** Is it inconsistent with the NDC of the country in which it takes place?
- SC2** Is it inconsistent with national economy-wide/sectoral/regional low-GHG strategy that is compatible with the goals of PA over its life time?
- SC3** Is it inconsistent with sector specific PA criteria considering differentiated responsibilities and capabilities of countries?
- SC4** Does it prevent opportunities to transition to the PA aligned activities OR support misaligned activities in a specific country/sectoral context?
- SC5** Is it unviable taking into account stranded asset/transition risks in the national/sectoral context?



If at least one YES

NON-ALIGNED



If NO to all

ALIGNED

GHG Based Policies

Policy	Impact	Potential Usage
Maintain roads in a good to fair state of repair.	Minimizes the quantity of reactive repair works (pothole filling etc), and reduces rolling resistance of vehicles (lowers fuel consumption).	All road networks.
Low carbon road treatments	Reduce the CO ₂ /unit of physical works undertaken. Includes technologies such as recycling, as well as the incorporation of plastic wastes into AC mix etc.	All road networks (particularly low traffic road networks where works based CO ₂ dominates total CO ₂)
Optimizing work zones – duration and timing of closures	Minimize traffic congestion impacts, including through the use of lane rental schemes or similar	Higher trafficked roads

GHG Based Policies

Policy	Impact	Potential Usage
<p>Manage vehicle speeds to minimize speed change cycles (traffic signals, congestion impacts etc.) and to avoid excessively high average speeds.</p>	<p>Speed changes result in additional fuel consumed in comparison to steady speed travel. High speeds result in disproportionately higher fuel consumption as a result of aerodynamic drag.</p>	<p>All road networks</p>
<p>Encourage transition to Public Transport</p>	<p>Reduction in private vehicles, but increase in bus vehicles. Also potential increase in congestion for private vehicles if bus stops are not well designed. If bus lanes are provided, then these have additional CO₂ associated with their construction and maintenance.</p>	<p>Where demand on a route is high.</p>

GHG Based Policies

Policy	Impact	Potential Usage
<p>Encourage transition to LZEVs – through a combination of subsidies, improved charging infrastructure, priority lanes or similar.</p>	<p>Eliminate tail pipe emissions, and replace with power generation emissions. However as EVs have significantly higher manufacturing CO₂ levels than ICEs, the benefit requires a relatively high vehicle usage to generate meaningful benefits.</p>	<p>Where power generation is ‘cleaner’ than equivalent ICE running, and vehicle usage enables for a reduction in life-cycle CO₂ emissions to occur.</p>
<p>Increased vehicle emissions standards (i.e. requirement for low emission vehicles)</p>	<p>Eliminate the most polluting vehicles from the network, and replace with more efficient vehicles</p>	<p>All road networks</p>

GHG Based Policies

Policy	Impact	Potential Usage
Build bypasses around heavily congested areas, or add additional lanes on congested routes.	Reduces GHG per vehicle, but has additional GHG for the construction and maintenance of the road.	Highly congested areas where diversion to low emission transport solutions is not practical.
Improve border crossing logistics	Minimize time vehicles spend in queues to complete immigration/quarantine etc.	All locations where excessive queuing exists.

Questions

- Do you undertake GHG modelling of projects?
- How are you tracking towards your NDC target?
- What initiatives have you put in place?



Questions

Dr Ian Greenwood

Greenwood Associates Infrastructure Consultants

ian@gaic.nz