

**ANALYSIS OF PUBLIC ATTITUDES TOWARDS COVID-19  
VACCINATIONS IN SELECTED CAREC COUNTRIES (Georgia,  
Kazakhstan, Kyrgyzstan, Mongolia, Pakistan, Tajikistan, Uzbekistan)**

**АНАЛИЗ ОТНОШЕНИЯ ОБЩЕСТВЕННОСТИ К ВАКЦИНАЦИИ ОТ  
COVID-19 В ОТДЕЛЬНЫХ СТРАНАХ ЦАРЭС  
(Грузия, Казахстан, Кыргызская Республика, Монголия,  
Пакистан, Таджикистан, и Узбекистан)**

**Dr BOTAGOZ RAKISHEVA**  
PhD in Sociology, Public Opinion Research Institute  
Individual consultant for the project








# BASIC PARAMETERS OF THE RESEARCH

## БАЗОВЫЕ ПАРАМЕТРЫ ИССЛЕДОВАНИЯ

<b>Country</b>	<b>Georgia</b>	<b>Kazakhstan</b>	<b>Kyrgyzstan</b>	<b>Mongolia</b>	<b>Pakistan</b>	<b>Tajikistan</b>	<b>Uzbekistan</b>
Survey geography	8 regions, Autonomous Republic of Adjara and the city of Tbilisi	14 regions, the city of Nur-Sultan, Almaty, Shymkent	7 regions, the cities of Bishkek and Osh	21 aimag and the city of Ulan Bator	4 provinces and the city of Islamabad	3 regions, the city of Dushanbe and RRS	12 reg., the city of Tashkent, Autonomous Republic of Karakalpakstan
Sample (number of respondents)	1000	1000	1000	1000	1000	1000	1000
Age of respondents	18 and older	18 and older	18 and older	18 and older	18 and older	18 and older	18 and older
Survey method	telephone survey (CATI)	online survey (CAWI)	online survey (CAWI)	telephone survey (CATI)	personal interview (Face-to-face)	online survey (CAWI)	online survey (CAWI)
Household respondent selection method	Quota	Quota	Quota	Quota	Kish grid	Quota	Quota
Number of questions in the questionnaire	27	27	27	27	27	27	27
The number of parameters of the socio-demographic block	7	7	7	7	7	7	7
Number of non-response	267	-	-	590	271	-	-
Field work dates	January 2021	January 2021	January 2021	December 2020 - January 2021	January 2021	January 2021	December 2020 - January 2021
Survey language	Georgian	Kazakh, Russian	Kyrgyz, Russian	Mongolian	Urdu	Tajik, Russian	Uzbek, Russian

# SOCIO-DEMOGRAPHIC DATA OF RESPONDENTS

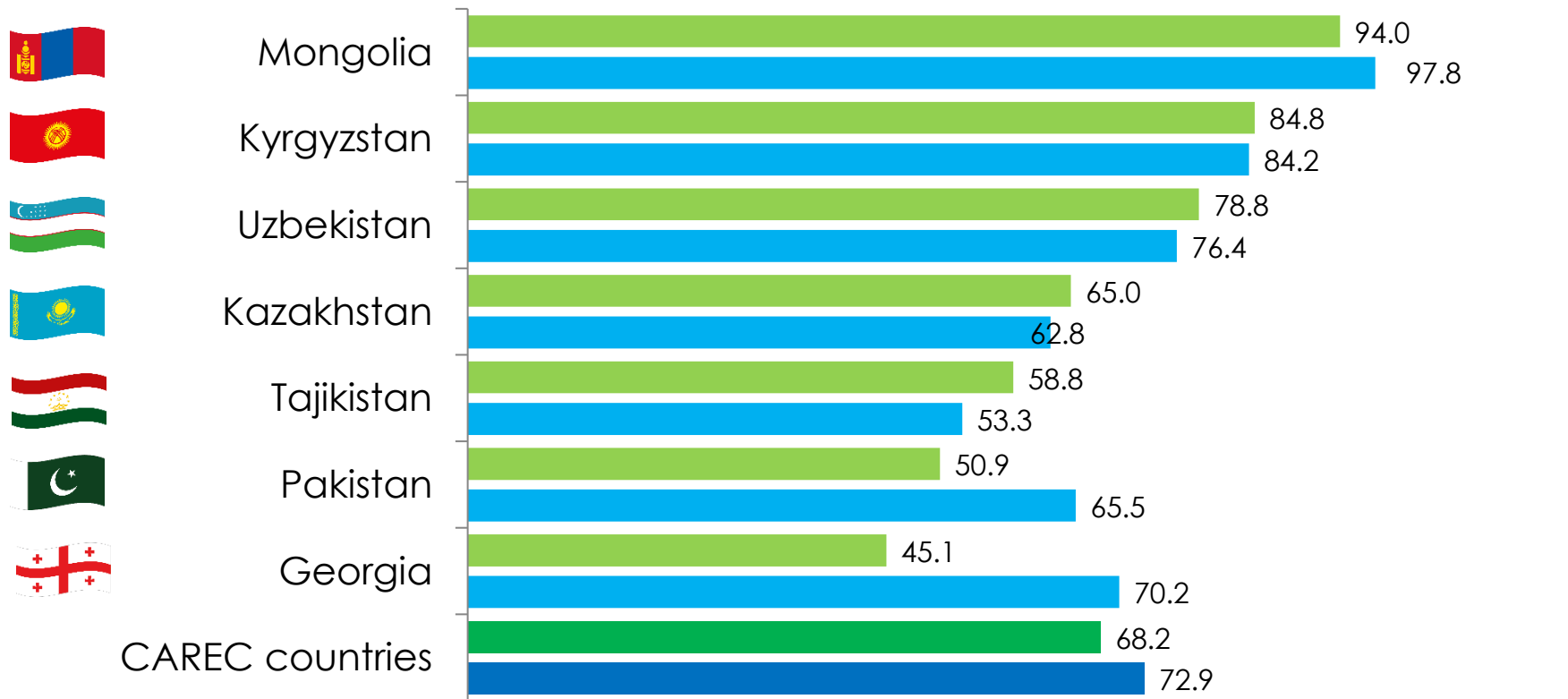
## СОЦИАЛЬНО-ДЕМОГРАФИЧЕСКИЕ ДАННЫЕ РЕСПОНДЕНТОВ

Country		Gender		Age				Marital status				
		Male	Female	18-29	30-45	46-60	61 and older	I am in a registered marriage	I am not in a registered marriage	Divorced	Not married (single)	Widowed
	Georgia	46,3	53,7	20,6	29,3	27,7	22,4	63,6	2,6	3,0	23,1	7,7
	Kazakhstan	45,3	54,7	25,6	37,8	24,5	12,1	64,5	3,7	8,0	19,5	4,3
	Kyrgyzstan	52,7	47,3	33,7	33,2	23,4	9,7	64,6	8,1	2,5	19,9	4,9
	Mongolia	49,4	50,6	28,4	40	22,1	9,5	58,0	13,2	4,0	19,2	5,6
	Pakistan	47,1	52,9	26,6	49,1	19,7	4,6	83,5	-	0,4	11,5	4,6
	Tajikistan	50,4	49,6	45,3	34,7	17,4	2,6	62,1	1,4	3,4	29,5	3,6
	Uzbekistan	49,4	50,6	35,5	31,4	23,5	9,6	75,2	1,2	3,1	18,9	1,6
CAREC countries		48,7	51,3	30,8	36,5	22,6	10,1	67,4	4,3	3,5	20,2	4,6

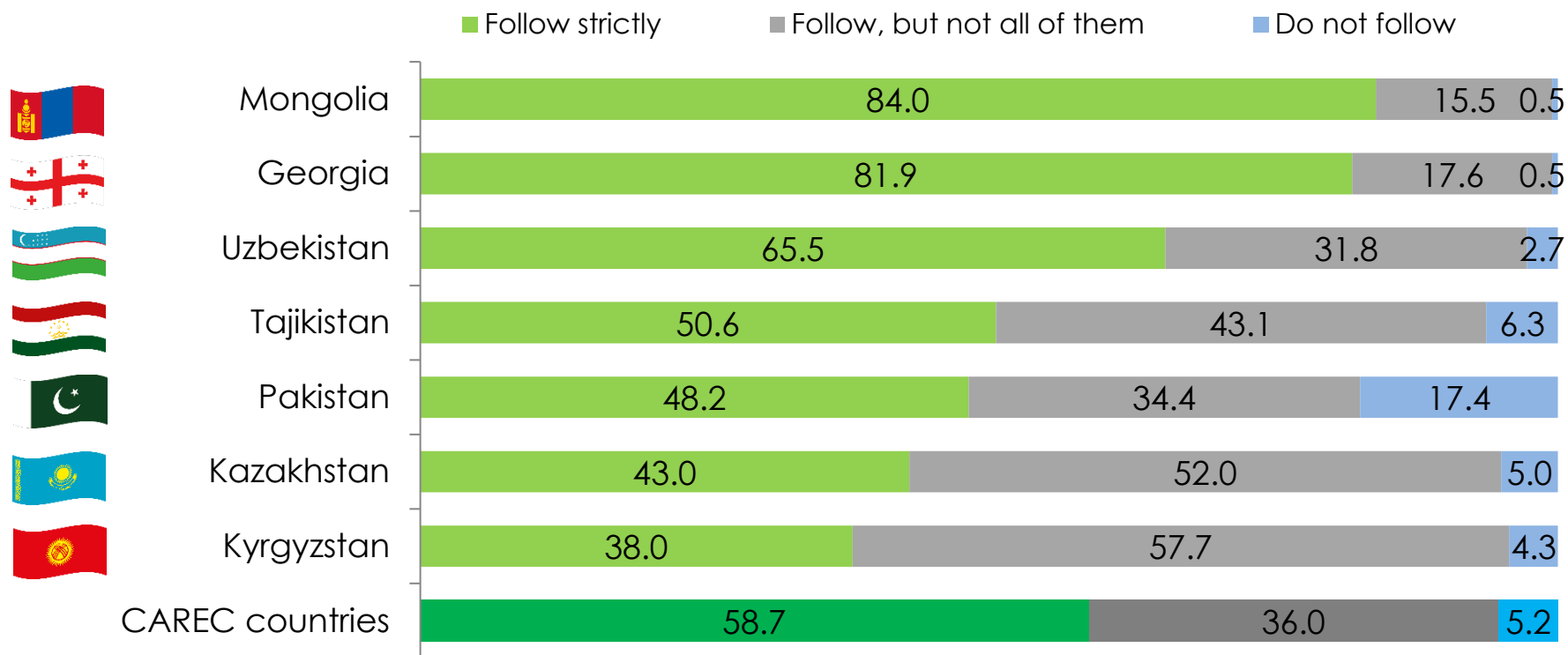
# 1: FEARS OF CONTRACTING THE CORONAVIRUS AND ECONOMIC RECESSION AFTER COVID -19 (%)

## 1: ОПАСЕНИЯ ОТ ЗАРАЖЕНИЯ КОРОНАВИРУСОМ СЕБЯ И БЛИЗКИХ И ЭКОНОМИЧЕСКОГО СПАДА ПОСЛЕ COVID -19 (%)

■ Afraid of coronavirus    ■ Afraid of economic recession










**2: PLEASE TELL ME HOW DO YOU FOLLOW SAFETY MEASURES (WEARING MASKS, USING SANITIZERS, AVOIDING CROWDED PLACES) TO PROTECT YOURSELF FROM INFECTION? (%)**  
**2: СКАЖИТЕ, ПОЖАЛУЙСТА КАК ВЫ СОБЛЮДАЕТЕ МЕРЫ БЕЗОПАСНОСТИ (НОШЕНИЕ МАСОК, ИСПОЛЬЗОВАНИЕ ДЕЗИНФИЦИРУЮЩИХ СРЕДСТВ, ИЗБЕЖАНИЕ ЛЮДНЫХ МЕСТ), ЧТОБЫ ЗАЩИТИТЬ СЕБЯ ОТ ЗАРАЖЕНИЯ? (%)**



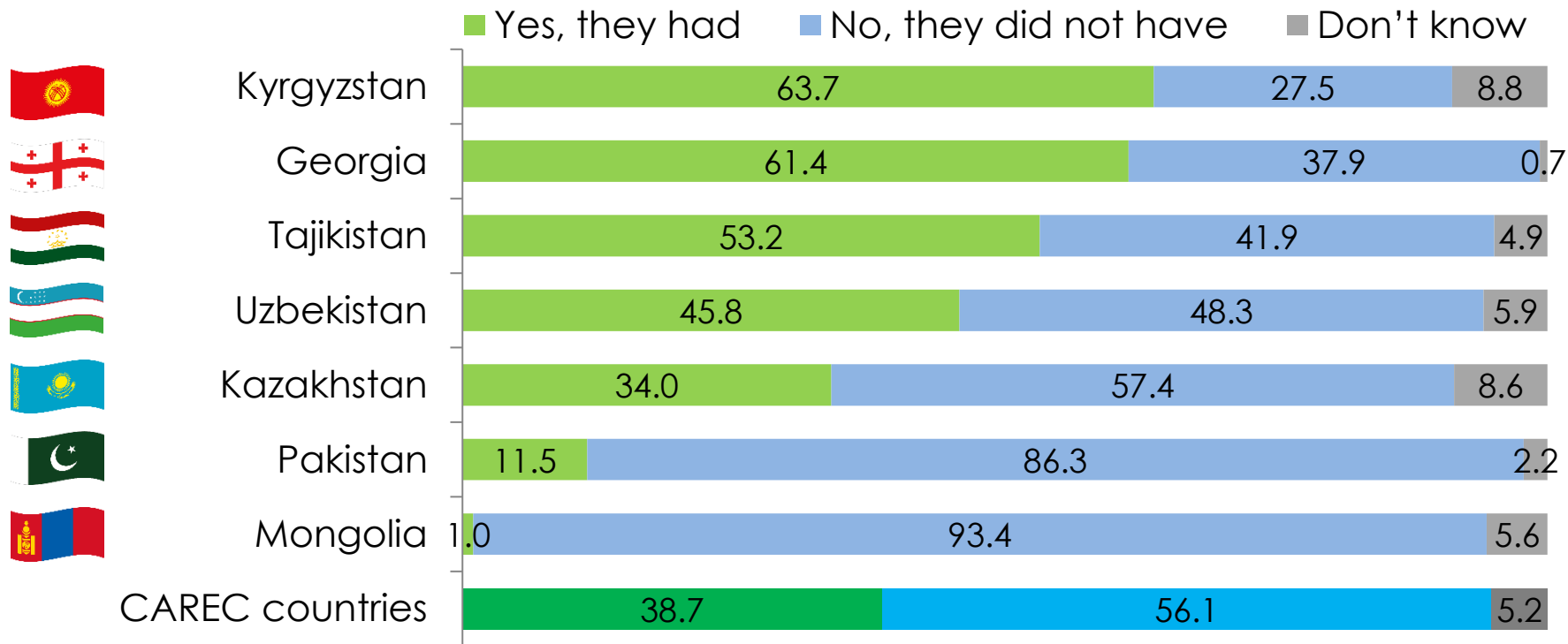
### 3: HAVE YOU YOURSELF BEEN INFECTED WITH COVID-19? (%)

### 3: БЫЛИ ЛИ ВЫ САМИ ЗАРАЖЕНЫ COVID-19? (%)

	 Georgia	 Kazakhstan	 Kyrgyzstan	 Mongolia	 Pakistan	 Tajikistan	 Uzbekistan	CAREC countries
Yes, I was sick with COVID-19	14,0	9,1	24,9	0,1	1,5	18,5	24,3	13,2
Yes, I am now sick with COVID-19	0,2	0,6	1,3	-	0,2	1,6	0,4	0,6
I don't know for sure, but I think I was sick without symptoms	3,9	20,7	34,4	1,2	4,8	22,3	16,4	14,8
No	81,9	69,6	39,4	98,7	93,5	57,6	58,9	71,4
<b>Total</b>	<b>100,0</b>	<b>100,0</b>	<b>100,0</b>	<b>100,0</b>	<b>100,0</b>	<b>100,0</b>	<b>100,0</b>	<b>100,0</b>








#### 4: DID YOUR FAMILY MEMBERS, RELATIVES, FRIENDS, COLLEAGUES HAD COVID-19 (CORONAVIRUS)? (%)

#### 4: БОЛЕЛИ ЛИ ЧЛЕНЫ ВАШЕЙ СЕМЬИ, РОДСТВЕННИКИ, ДРУЗЬЯ, КОЛЛЕГИ COVID-19 (КОРОНАВИРУСОМ)? (%)



**5: THE SOCIAL MEDIA ARE FULL OF STORIES TELLING THAT THE CORONA PANDEMIC IS A HOAX AND THAT ALL THE LOCKDOWN MEASURES ARE A HYSTERIC OVERREACTION. DO YOU BELIEVE THE CORONA PANDEMIC IS BEING MADE UP? (%)**

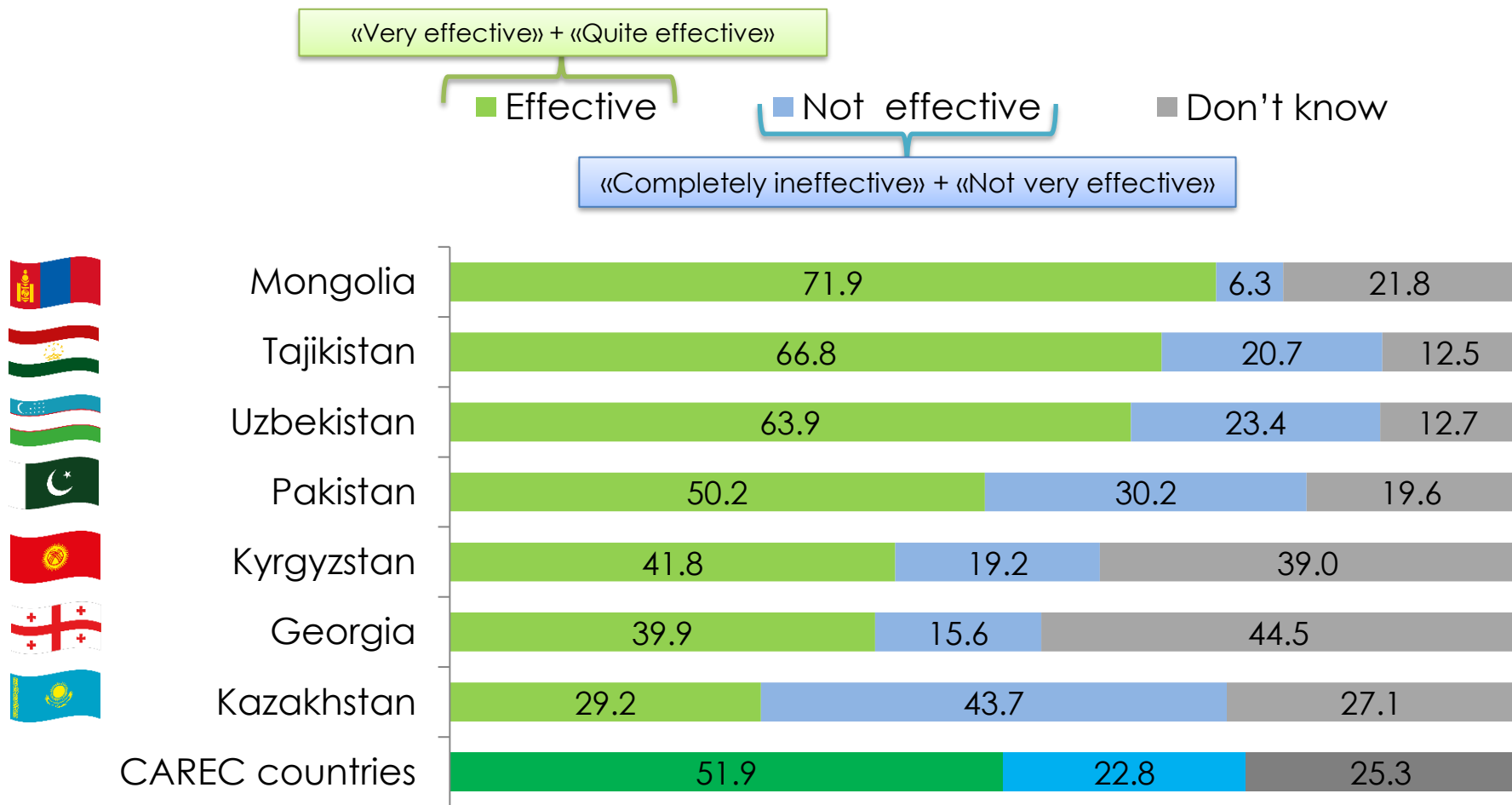
**5: THE SOCIAL MEDIA ARE FULL OF STORIES TELLING THAT THE CORONA PANDEMIC IS A HOAX AND THAT ALL THE LOCKDOWN MEASURES ARE A HYSTERIC OVERREACTION. DO YOU BELIEVE THE CORONA PANDEMIC IS BEING MADE UP? (%)**

	 <b>Georgia</b>	 <b>Kazakhstan</b>	 <b>Kyrgyzstan</b>	 <b>Mongolia</b>	 <b>Pakistan</b>	 <b>Tajikistan</b>	 <b>Uzbekistan</b>	<b>CAREC countries</b>
YES, I believe the pandemic is being made up and the containment measure are an overreaction.	10,2	17,0	17,6	15,0	46,8	20,2	11,8	<b>19,8</b>
NO, I do not believe the pandemic is made up	83,9	81,1	80,7	85,0	51,8	79,2	86,7	<b>78,3</b>



## 6: IN YOUR OPINION, HOW EFFECTIVE ARE VACCINATIONS IN GENERAL? (%)

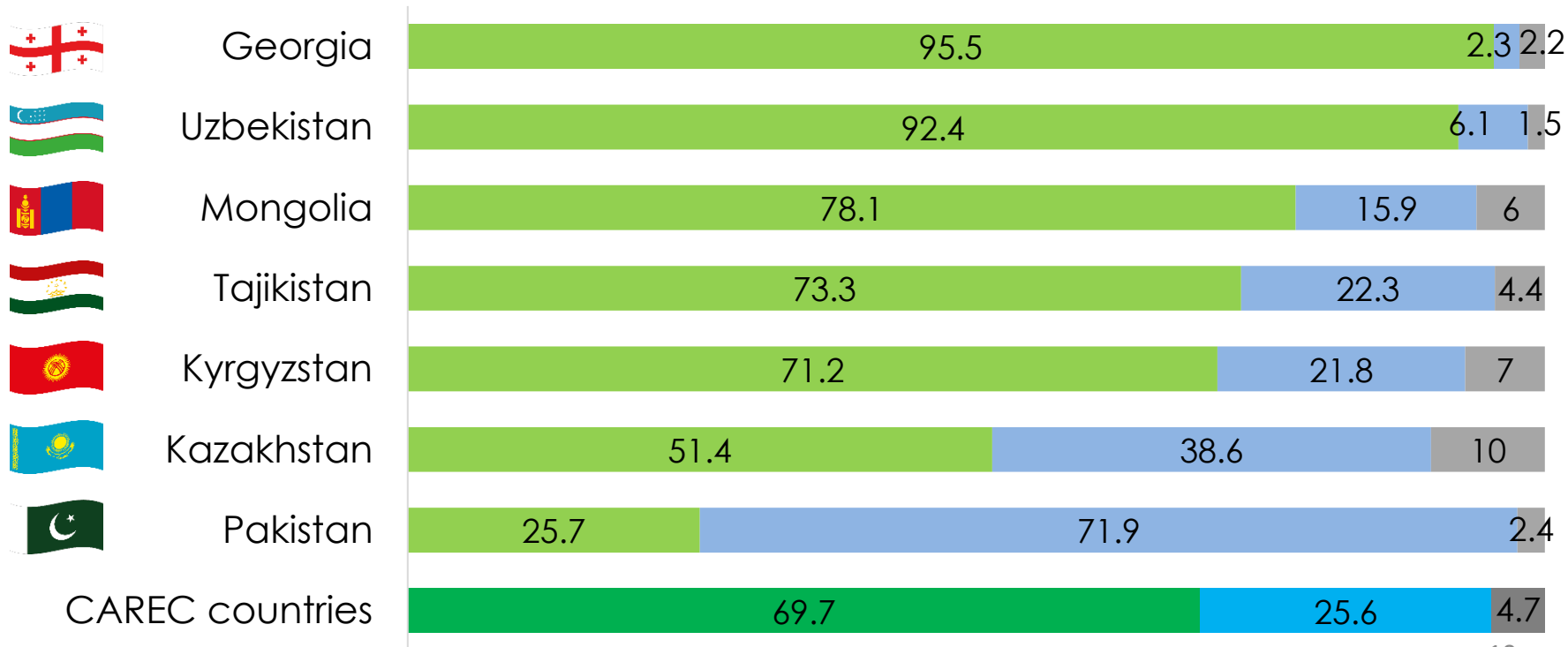
## 6: ПО ВАШЕМУ МНЕНИЮ, НАСКОЛЬКО ЭФФЕКТИВНЫ ПРИВИВКИ В ЦЕЛОМ? (%)



**7: CURRENTLY, VACCINES AGAINST CORONAVIRUS ARE BEING DEVELOPED IN THE WORLD. HAVE YOU EVER HEARD OF A CORONAVIRUS VACCINE BEFORE TODAY? (%)**

**7: В НАСТОЯЩИЙ МОМЕНТ В МИРЕ РАЗРАБАТЫВАЮТСЯ ВАКЦИНЫ ОТ КОРОНАВИРУСА. ВЫ КОГДА-НИБУДЬ СЛЫШАЛИ О ВАКЦИНЕ ОТ КОРОНАВИРУСА ДО СЕГОДНЯШНЕГО ДНЯ? (%)**

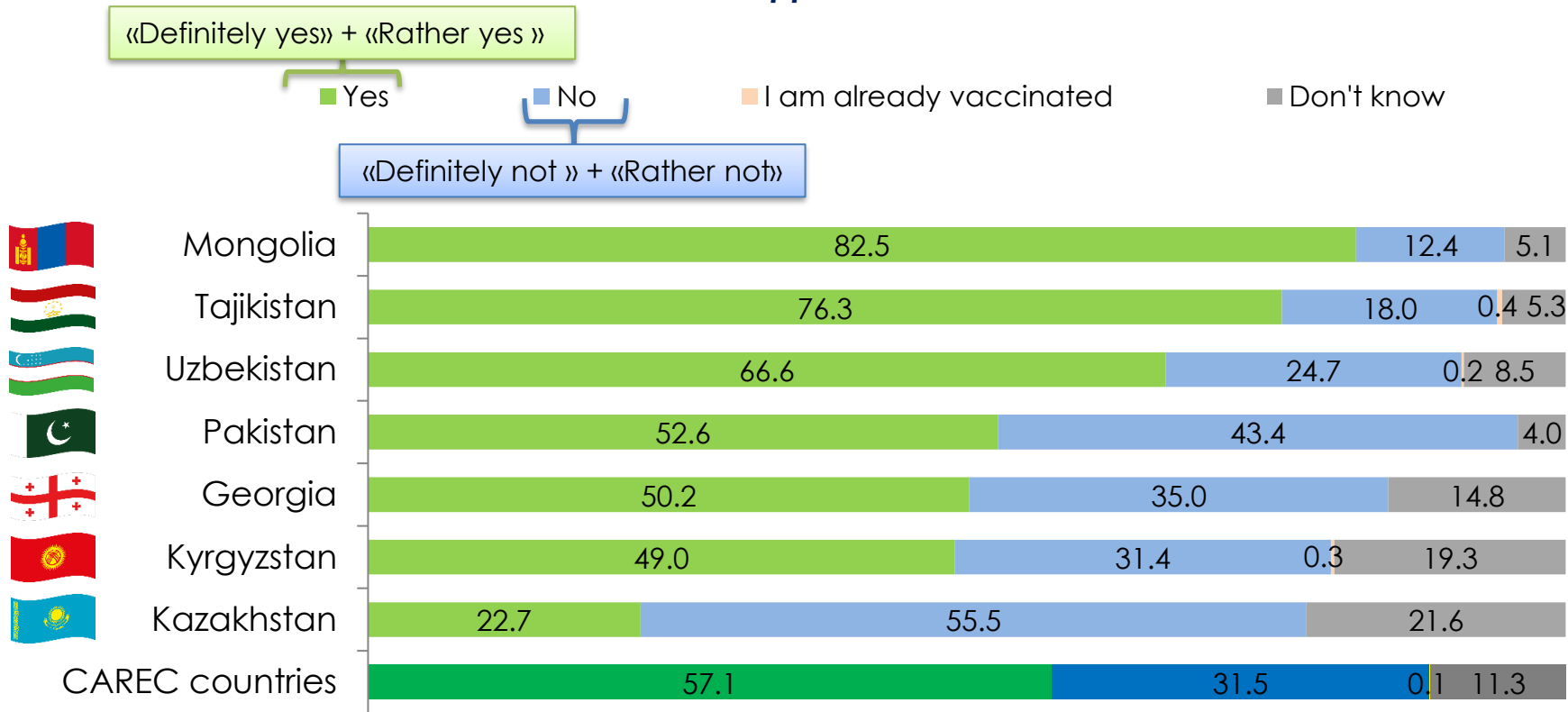
■ Yes      ■ No      ■ Don't know





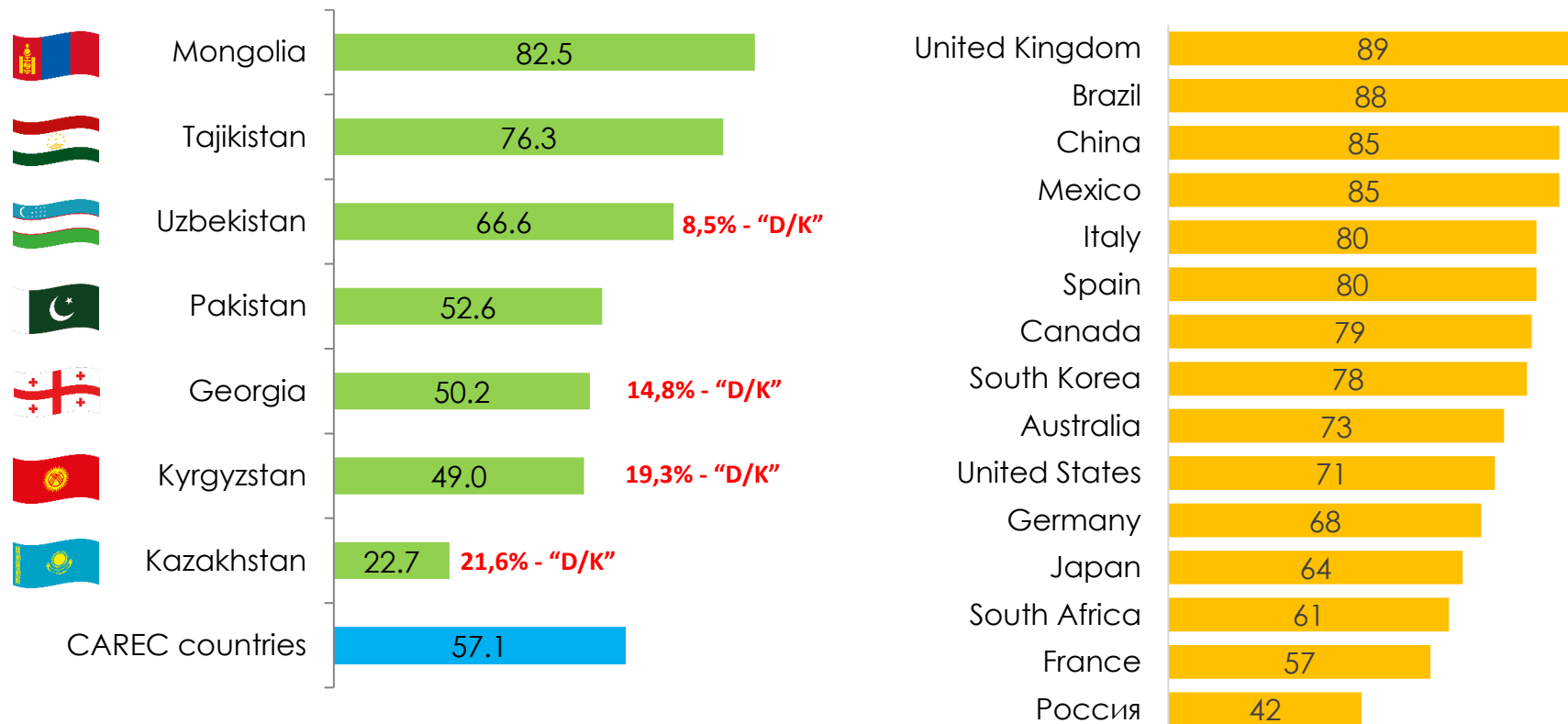
**9: IF IN YOUR COUNTRY CORONAVIRUS VACCINATION WILL BE FOR FREE AND YOUR COUNTRY'S SCIENTISTS RECOGNIZE THE VACCINE AS SAFE, WOULD YOU AND YOUR FAMILY MEMBERS GET VACCINATED? (%)**

**9: ЕСЛИ В ВАШЕЙ СТРАНЕ БУДУТ БЕСПЛАТНО ПРИВИВАТЬ ВАКЦИНУ ПРОТИВ КОРОНАВИРУСА И ЕЕ УЧЕНЫЕ ПРИЗНАЛИ БЕЗОПАСНОЙ СТАЛИ БЫ ВЫ ДЕЛАТЬ ЭТУ ПРИВИВКУ СЕБЕ И ЧЛЕНАМ СЕМЬИ? (%)**



## 10: PERCENTAGE OF RESPONDENTS WHO WOULD GET A COVID-19 VACCINATION (%)

### 10. ПРОЦЕНТ РЕСПОНДЕНТОВ, КОТОРЫЕ СДЕЛАЛИ БЫ ВАКЦИНУ ПРОТИВ COVID-19 (%)



*The results of a sociological research conducted by the multinational market research and consulting firm Ipsos in cooperation with the World Economic Forum on January 28-31, 2021 in 15 countries of the world using the Global Advisor online platform. Sample: 1000+ rep. in 12 countries, 500+ rep. in Russia, Mexico and South Africa.*

## 11. REASONS BEHIND ACCEPTANCE OF COVID-19 VACCINE

### 11. ПРИЧИНЫ СОГЛАСИЯ СДЕЛАТЬ ВАКЦИНУ

Reasons	Total %	By country
«I want/wanted to protect my family»	<b>79,3%</b>	Pakistan – 88,2% Mongolia – 86,1% Tajikistan – 80,7% Georgia – 75,9% Kyrgyzstan – 73,6% Uzbekistan – 72,8% Kazakhstan – 68,6%
«I want/wanted to protect my community»	<b>52,2%</b>	Tajikistan – 63,3% Pakistan – 56,5% Kyrgyzstan – 55,6% Georgia – 53,6% Mongolia – 48,6% Uzbekistan – 42,2% Kazakhstan – 37,1%
«I want/wanted to protect myself»	<b>50,2%</b>	Pakistan – 79,8% Georgia – 69,7% Mongolia – 64,5% Tajikistan – 49,0% Kazakhstan – 31,4% Kyrgyzstan – 23,5% Uzbekistan – 22,3%
«This is the best way to avoid a serious coronavirus disease»	<b>18,8%</b>	Pakistan – 29,3% Kyrgyzstan – 21,5% Mongolia – 21,3% Tajikistan – 16,4% Kazakhstan – 15,7% Uzbekistan – 15,6% Georgia – 10,4%
«It will make me feel safe in the company of other people»	<b>13,5%</b>	Uzbekistan – 24,9% Kazakhstan – 18,3% Kyrgyzstan – 16,0% Georgia – 14,7% Pakistan – 11,6% Tajikistan – 7,9% Mongolia – 7,3%

## REASONS BEHIND REFUSAL OF COVID-19 VACCINE

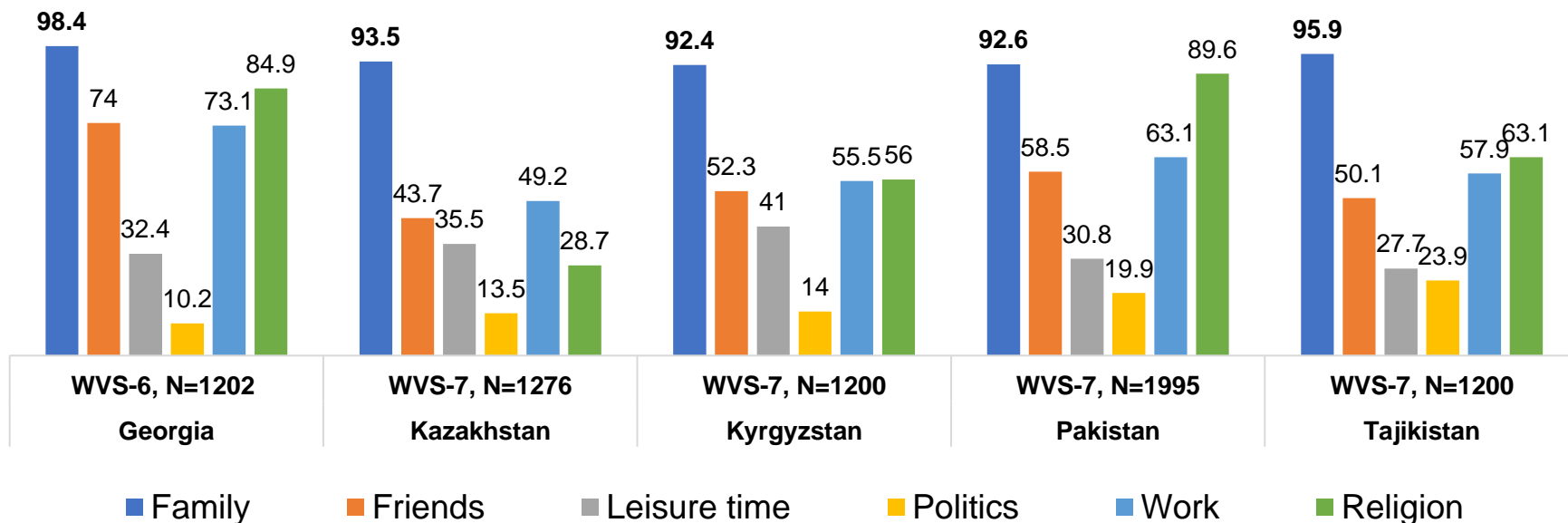
### ПРИЧИНЫ ОТКАЗА ОТ ВАКЦИНЫ

Reasons	Total %	By country
«I am concerned about side effects from the vaccine»	<b>40,9%</b>	Mongolia – 54,5% Pakistan – 50,7% Kyrgyzstan – 50,0% Tajikistan – 46,8% Kazakhstan – 38,4% Uzbekistan – 28,7% Georgia – 26,6%
«I don't believe the vaccine will effectively protect against disease»	<b>32,5%</b>	Kazakhstan – 44,1% Kyrgyzstan – 37,3% Georgia – 28,3% Pakistan – 27,9% Tajikistan – 26,9% Uzbekistan – 23,9% Mongolia – 17,4%
«Vaccines are developed to hasty and have not been sufficiently tested»	<b>26,9%</b>	Uzbekistan – 44,5% Mongolia – 42,1% Kyrgyzstan – 33,4% Georgia – 29,1% Kazakhstan – 25,8% Tajikistan – 17,4% Pakistan – 10,6%
«Natural immunity is better than vaccine-induced immunity»	<b>22,6%</b>	Pakistan – 30,6% Kyrgyzstan – 30,3% Tajikistan – 26,4% Georgia – 25,1% Mongolia – 19,8% Kazakhstan – 14,4% Uzbekistan – 10,5%
«I'm not concerned about getting seriously ill from the coronavirus»	<b>20,3%</b>	Pakistan – 47,9% Tajikistan – 34,3% Uzbekistan – 34,0% Kyrgyzstan – 9,9% Kazakhstan – 5,8% Mongolia – 2,5% Georgia – 2,3%



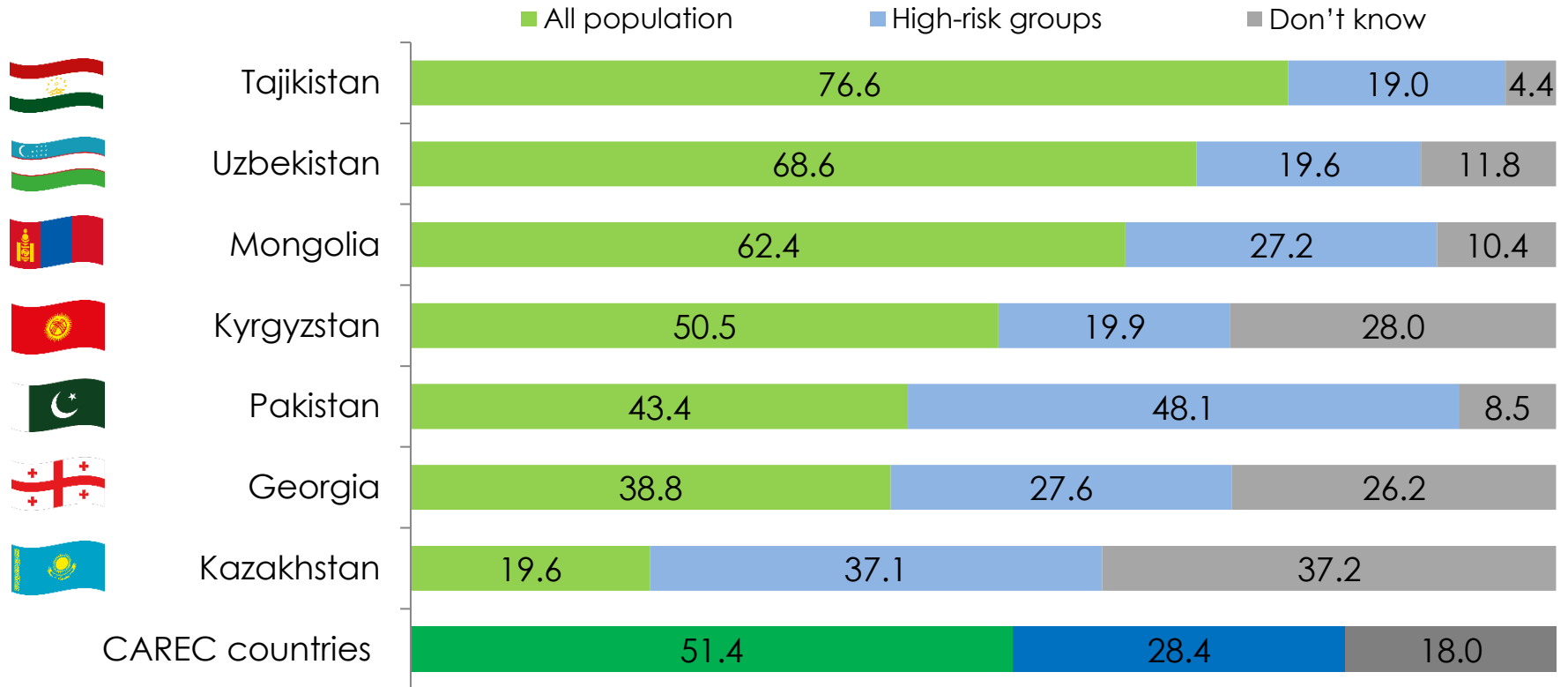
**12. IMPORTANCE OF LIFE DOMAINS (“VERY IMPORTANT” IN %)  
FAMILY, WORK, FRIENDS, LEISURE TIME, RELIGION, POLITICS, WVS-7  
(2017-2020)**

**12. IMPORTANCE OF LIFE DOMAINS (“VERY IMPORTANT” IN %)  
СЕМЬЯ, РАБОТА, ДРУЗЬЯ, ДОСУГ, РЕЛИГИЯ, ПОЛИТИКА  
(«ОЧЕНЬ ВАЖНО», %), WVS-7 (2017-2020)**



**13: DO YOU THINK IT IS NECESSARY TO VACCINATE THE ENTIRE POPULATION OR ONLY HIGH-RISK GROUPS - MEDICAL WORKERS, DOCTORS, TEACHERS, SALESPeOPLE, FIRE AND POLICE OFFICERS, ETC.?  
(%)**

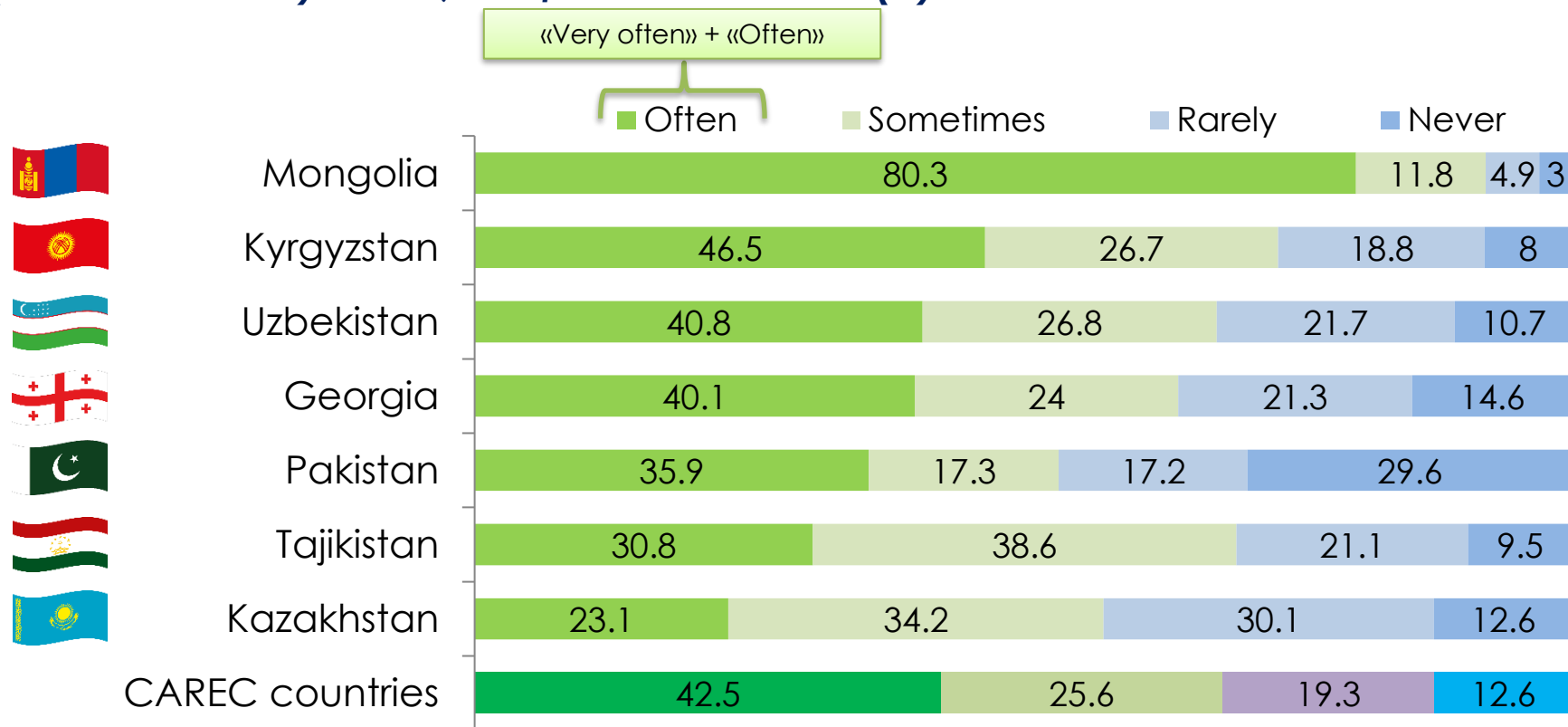
**13: КАК ВЫ СЧИТАЕТЕ, НУЖНО ПРИВИВАТЬ ВСЕ НАСЕЛЕНИЕ ИЛИ ТОЛЬКО ГРУППЫ ПОВЫШЕННОГО РИСКА - МЕДИЦИНСКИЕ РАБОТНИКИ, ВРАЧИ, УЧИТЕЛЯ, ПРОДАВЦЫ, СОТРУДНИКИ ПОЖАРНОЙ СЛУЖБЫ И ПОЛИЦИИ И Т.Д.? (%)**





## 14: HOW OFTEN DO YOU SEARCH AND READ INFORMATION ON THE COVID-19 (CORONAVIRUS) PANDEMIC IN THE MEDIA, SOCIAL NETWORKS? (%)








## 14: КАК ЧАСТО ВЫ ИЩЕТЕ И ЧИТАЕТЕ ИНФОРМАЦИЮ О ПАНДЕМИИ COVID-19 (КОРОНАВИРУСА) В СМИ, СОЦИАЛЬНЫХ СЕТЯХ? (%)



The main source of information about the COVID-19 vaccine in CAREC countries is television. In second place are social networks, Internet websites, people, relatives, acquaintances or colleagues. Also, medical staff are the main source of information about COVID-19 vaccines for 11% of the population of CAREC countries.

## 15: DO YOU BELIEVE SCIENTIFIC DEVELOPMENTS WILL HELP HUMANITY BUILD IMMUNITY AGAINST COVID-19 IN THE FUTURE? (%)

## 15: ВЕРИТЕ ЛИ ВЫ, ЧТО В БУДУЩЕМ НАУЧНЫЕ РАЗРАБОТКИ ПОМОГУТ ЧЕЛОВЕЧЕСТВУ СОЗДАТЬ ИММУНИТЕТ ОТ COVID-19? (%)

	 Georgia	 Kazakhstan	 Kyrgyzstan	 Mongolia	 Pakistan	 Tajikistan	 Uzbekistan	CAREC countries
Yes, I believe, scientific developments will help humanity never get sick with COVID-19	37,3	14,1	37,9	36,3	36,2	44,9	48,1	36,4
Rather, I believe scientific developments will help most people to not get sick with COVID-19	29,7	28,1	35,6	40,6	19,1	28,6	27,4	29,9
I rather do not believe it, scientific developments will not be able to fully protect people from COVID-19	14,9	21,6	9,7	9,7	8,4	12,6	14,5	13,1
No, I don't believe it, the role of science is overrated	5,6	17,9	4,9	2,9	26,1	5,4	4,8	9,6
Do not know	12,5	18,3	11,9	10,5	10,2	8,5	5,2	11,0
<b>Total</b>	<b>100,0</b>	<b>100,0</b>	<b>100,0</b>	<b>100,0</b>	<b>100,0</b>	<b>100,0</b>	<b>100,0</b>	<b>100,0</b>